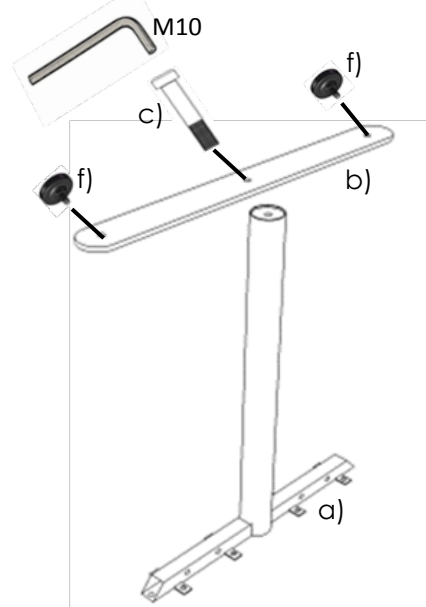


monteringsanvisning.

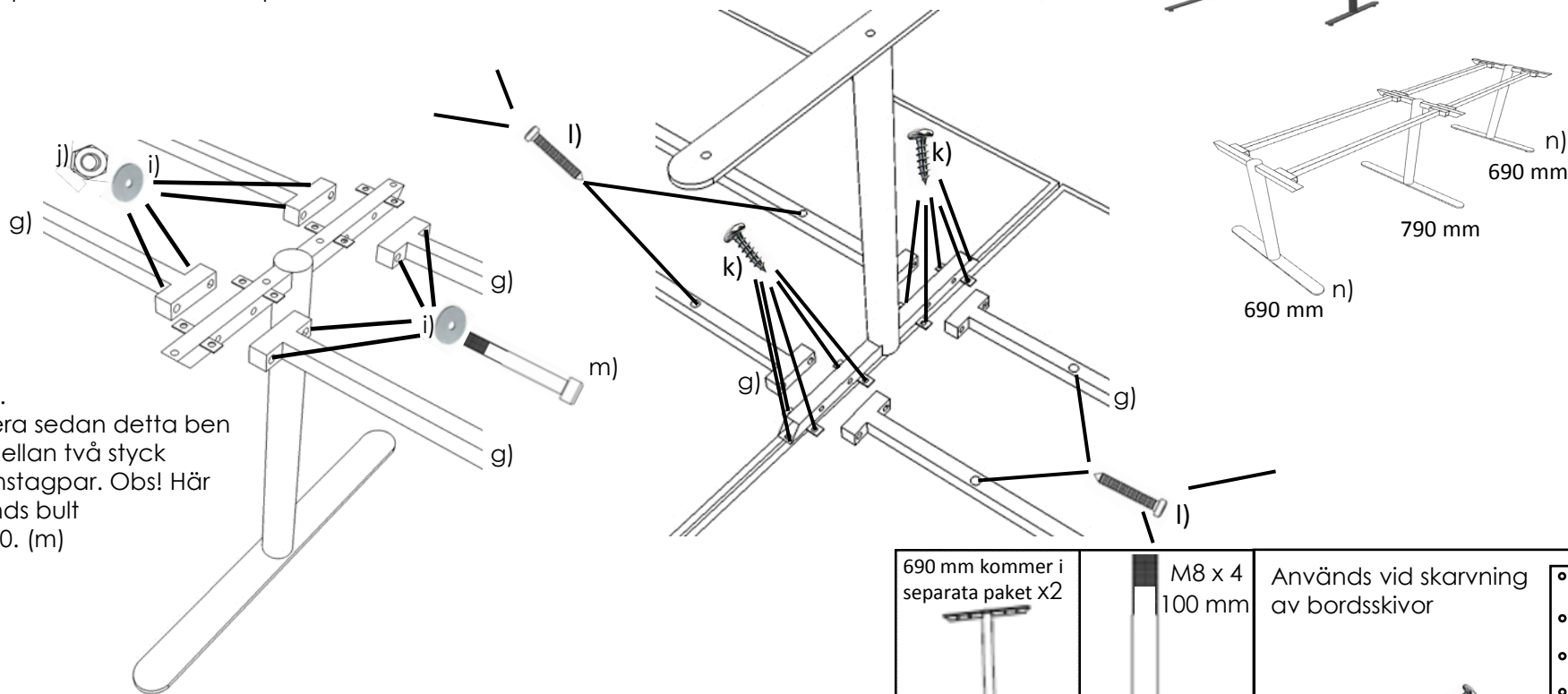
Standby. 790 mm

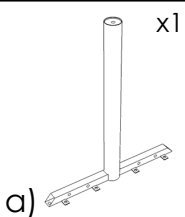
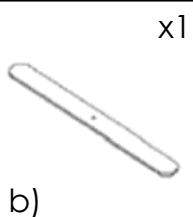
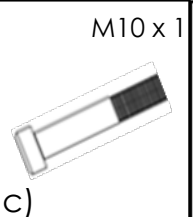
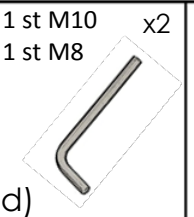
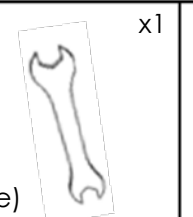

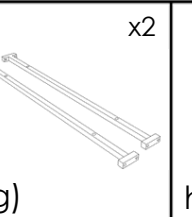
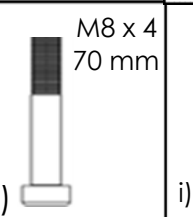
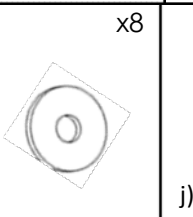
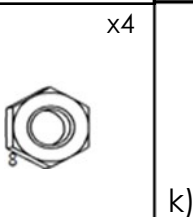
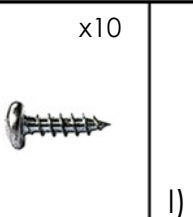

OBS!
Om ni använder annan än inoff's bordsskiva,
Säkerställ då att skruvarna (l) inte är för långa och riskerar att
tränga igenom bordsskivan. När montering är utförd, bör man vara
två personer som vänder på bordet.


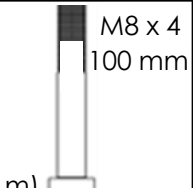
Steg 1.
Börja att montera benen



Steg 2.
Montera sedan detta ben
(79) mellan två styck
mellanstaggar. Obs! Här
används bult
M8*100. (m)



 x1	 x1	 M10 x 1	 1 st M10 1 st M8	 x1	 x2	 x2	 M8 x 4 70 mm	 x8	 x4	 x10	 x8
---	--	---	---	---	--	--	---	--	--	---	--

 690 mm kommer i separata paket x2	 M8 x 4 100 mm	Används vid skarvning av bordsskivor
--	--	---